


Precision, multi-purpose solutions for evolving test needs

Series 2000 High Performance Digital Multimeters



KEITHLEY

A GREATER MEASURE OF CONFIDENCE

- A complete set of measurement tools in one compact enclosure
- Superior measurement integrity
- Easy to find a cost-effective solution for a specific application
- Easy migration from model to model as applications evolve
- Exceptional long-term reliability



Meet our high performance family

Each Series 2000 Digital Multimeter offers a unique combination of measurement capabilities that make them ideal for high speed production testing. Their half-rack design fits easily into just about any test rack or benchtop. With maximum resolutions from 6½ to 8½ digits and a variety of built-in capabilities, there's sure to be a Series 2000 DMM that matches your application.

Go to work with the right tools

Series 2000 multimeters are essentials for anyone's basic electrical toolbox because they combine all the measurement capabilities needed for electronic device and sub-system measurements, operational circuit measurements, and electronic product development and validation for bench and in ATE applications.

Be confident of your measurement integrity

All Series 2000 DMMs are based on the same high speed, low noise 28-bit A/D converter technology for superior measurement precision, sensitivity, and traceability. The Models 2001 and 2002 incorporate five distinct processors for tighter A/D control, higher accuracy, more precise triggering, higher throughput, and support for a variety of advanced capabilities.

Get high value plus high performance

A wide range of price and performance options are available, so it's easy to find a cost-effective match for your application. Whether you need the speed and economy of the basic Model 2000, the ultra-high precision of the Model 2002, or something in between, there's a Series 2000 DMM that's right for the job. All Series 2000 models are capable of reading rates of up to 2000 readings/sec (at 4½ digits).

Migrate your applications easily from instrument to instrument


The common SCPI programming and software architecture simplifies migrating applications to more capable instruments as new test needs arise or when substituting a Keithley DMM for a meter from another manufacturer.

Handle tomorrow's test challenges with today's test solution

Series 2000 DMMs have earned a reputation for exceptional long-term performance and reliability. Each one is backed with a standard three-year warranty. Built-in measurement, signal conditioning, switching, and data communications functions give you the flexibility to repurpose your instrument readily as your test needs change over time.

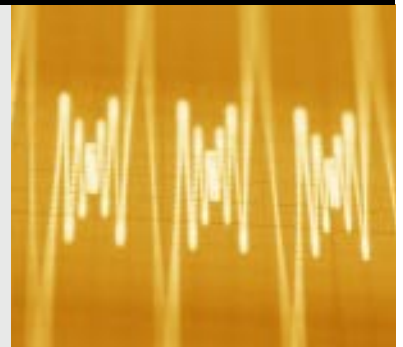
| | |
|--------------------------------------|------------|
| FIND IT FAST | |
| Functional overview | 4-5 |
| Series 2000 models | 6-7 |
| Series 2000 companion products | 8 |
| Higher channel count solutions | 9 |
| Selector guide | 10-11 |
| For more information | Back cover |

A broad range of built-in functions



Application: Low level resistance testing

The Model 2010 is made for low resistance applications like testing the reliability of electrical connectors. With a measurement range of $1\mu\Omega$ to $120M\Omega$, it ensures more precise low level readings. Device self-heating is minimized when testing low ohms components, because resistance measurements can be made with source current as low as $100\mu A$. The Model 2010's dry circuit test mode clamps the open circuit voltage at 20mV to prevent punctures in any oxides or films that may have formed on contacts and connectors, so the measurement derived reflects the "in use" resistance. An offset compensated ohms function eliminates error-causing thermal effects from cabling and connections.



IEEE-488 bus simplifies controlling a wide range of GPIB instruments

Trigger Link for fast, precise, repeatable triggering of multiple instruments



Built-in scanner mainframe accepts optional switching cards for multi-point testing

Visit www.keithley.com to download a wide range of application notes, articles, data sheets, and specifications on Series 2000 DMMs.

Application: Power supply monitoring



The Model 2001's multiple display capability makes it easy to gather several pieces of information simultaneously from different aspects of a single signal. One of these displays is ideal for power supply monitoring because it shows the DC voltage of the supply's output, the AC noise level, and the frequency of that noise all at once, which simplifies tracking down the source of the noise and correcting it.

Individualized solutions for specific application needs

Model 2000: Get high accuracy without a high price tag

The 6½-digit Model 2000 has unique capabilities that simplify building and upgrading automated production test systems. For example, the built-in limit testing function can be used to sort or grade components or assemblies. It also offers a full resolution reading rate (50 rdg/s) that's nearly ten times faster than any other meter in its class and a maximum speed of 2000 rdgs/s. Built-in math functions let you make a variety of calculations on the acquired data without a computer controller.



Model 2010: Resolve low level signals quickly and accurately

With a noise floor of just 100nV RMS, the 7½-digit Model 2010 is designed for high accuracy millivolt- and microvolt-level measurements. It also wraps up all the functions needed for characterizing the resistance, linearity, or isolation of contacts, connectors, switches, or relays in a single instrument. With built-in capabilities like a low power ohms mode, dry circuit testing, offset-compensated ohms, and a 10Ω range, the Model 2010 DMM is ideal for developing, validating, or production testing sensors, transducers, A/D and D/A converters, regulators, references, connectors, switches and relays. It's equally appropriate for end-of-life contact testing per ASTM B539-90.

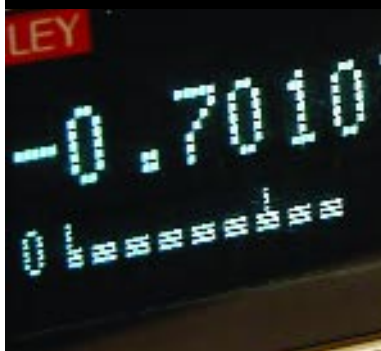


Model 2001: Advanced features you never thought a DMM could offer

The Model 2001 couples exceptional accuracy (0.0018% basic), resolution, and sensitivity with measurement and mathematical capabilities rarely found in DMMs. Its internal peak detector can catch 1μs spikes, such as power supply spikes and transients, AC line power surges, and short-duration dropouts on components, as well as up to 1MHz for repetitive signals. With the Model 2001, it's easy to measure AC peak value, average, and true rms directly to characterize the signal thoroughly.



Application: Precision resistor testing



The Model 2002's unique one-phase four-wire ohms measurement capability makes it a good solution for high speed production testing of precision resistors. Two high and two low limits can be tied to the status of any of four protected digital outputs, so the Model 2002 can sort or grade the resistors automatically after testing. For QA tests on small samples, the front panel bar graph display makes it easy to determine the tolerances of individual resistors.

Model 2002: Truly usable 8½-digit resolution

The Model 2002 offers the same advanced features and functions as the Model 2001, then adds an extra decade of resolution and broader DC voltage, temperature, and resistance ranges. The Model 2002's performance is specified for a $\pm 5^{\circ}\text{C}$ environment, not a $\pm 1^{\circ}\text{C}$ environment, and no daily re-calibration is required to stay in spec, so it's ideal for high accuracy production test applications. An "open lead" detection function helps identify problems that could lead the system to pass components that should have failed a test. Built-in digital I/O capabilities and a pass/fail testing function simplify connecting it to a variety of handlers for fast, efficient device binning and sorting.



Models 2015 and 2016: Audio analysis plus full-featured DMMs

Each of these specialized instruments combines audio band quality measurements and analysis with a full-function 6½-digit DMM for production testing of audio devices and sub-systems. The Models 2016 and 2016-P provide twice the sine wave generator output of the Models 2015 and 2015-P for applications that require test signals greater than 8Vrms. The Models 2015-P and 2016-P offer additional processing capacity for frequency spectrum analysis. All four models can measure Total Harmonic Distortion (THD) over the complete 20Hz to 20kHz audio band, as well as compute THD+Noise and Signal-to-Noise plus Distortion (SINAD). These capabilities are critical for applications such as assessing non-linear distortion in components, devices, and systems. Five industry-standard bandpass filters are provided for shaping the input signal for audio and telecommunication applications. Refer to the Selector Guide on pages 10-11 for specification information.



Refer to the Selector Guide on pages 10-11 to compare the capabilities of different models.

Application: THD analysis and frequency response The Model 2015, 2015-P, 2016,

The Model 2015, 2016-P, 2016, and 2016-P can provide both time domain and frequency domain measurements in a single test protocol. Keithley can help you configure a system for testing telecommunication devices, such as mobile phones. These instruments can perform a frequency domain analysis of the Total Harmonic Distortion (THD) and the first three harmonics as a function of frequency, as well as a time domain analysis of microphone circuit output voltage as a function of frequency.



Building blocks for a comprehensive system solution

Plug-in scanner cards

To create test and measurement systems with up to ten measurement points quickly and economically, choose from three plug-in scanner cards designed specifically for several Series 2000 DMMs. Just slide one of these cards into the option slot on the meter's back panel and you'll combine scanning and measurement capabilities in a single instrument.

The Model 2000-SCAN 10-Channel Scanner Card is designed for use with Model 2000, 2010, 2001, and 2002 DMMs. It supports multiplexing one of ten two-pole or one of five four-pole signals into the DMM and/or any combination of two- or four-pole signals.

The Model 2001-SCAN Scanner Card is a high speed multiplexing scanner card developed for the Model 2000, 2010, 2001, and 2002 DMMs. This card transforms your meter into a high accuracy, high speed ten-channel datalogger for a variety of mixed-signal applications. Two high speed solid-state channels on the card allow calculating ratio and delta when it's installed in the Model 2001, 2002, or 2010.

When used with a Model 2000, 2001, 2002, or 2010 DMM, the **Model 2001-TCSCAN Thermocouple Scanner Card** provides up to nine channels of cold-junction compensated temperature measurements and/or voltage, resistance, and frequency measurements. When the card is installed in the Model 2001 or 2002, the DMM will linearize type J, K, E, R, S, B, and T thermocouples automatically. When used with the Model 2001, 2002, or 2010, it allows measuring temperature directly using two- or four-wire RTDs.



Extended range and sensitivity

The Model 1801 Nanovolt Pre-Amp extends the range and sensitivity of Model 2001 and 2002 DMMs by amplifying extremely low-level signals. It combines a variety of measurement functions, including DCV, ACV rms, four-wire ohms, frequency, and temperature. A nine-foot cable links the pre-amp unit to a power supply card, which installs in the DMM's back panel option slot. This remote architecture isolates the Model 1801's sensitive "chopper-type" amplification circuitry, so the unit can be located close to the test setup to keep test leads short, reducing interference.



Need greater switching capacity?

Choosing the right switching solution is often crucial to ensuring high measurement integrity and productivity in production testing. Keithley's Applications Engineers can help you determine the most appropriate configuration for your application.

If your application requires more than ten channels of switching capacity, consider Keithley's **Series 2700 Integra multimeter/data acquisition/switching systems**. The 80-channel Model 2700 and Model 2701 mainframes offer the industry's lowest per-channel installed cost in high performance data acquisition and control packages. A built-in Ethernet interface in the Model 2701 makes it the best choice for distributed applications. With five module slots, the Model 2750 simplifies configuring solutions for applications with hundreds of channels. A choice of 12 plug-in modules makes Integra systems almost infinitely adaptable.

Series 7000 switching solutions complement Series 2000 DMMs when building multi-point test systems. The 80-channel Model 7001 High Density Switch System will accept a wide variety of switching cards for signals up to 2GHz. Similarly, the Model 7002 Switch Mainframe will support up to 400 channels or crosspoints, with a unique interactive channel status display. Both mainframes are compatible with Keithley's line of more than 40 Series 7000 Switching Cards.

The two-slot **Model 7002-HD Switch Mainframe** combines the channel density of the Model 7002 with the half-rack footprint of the Model 7001. Two new high density switch cards mainframe let you create a system with up to 384 matrix crosspoints or 320 multiplexer channels.



Choose the Series 2000 DMM that matches your application

| Models | | 2000 | 2010 |
|--------------------------|-----------------------|------------------|--------------|
| | Digits | 6½ | 7½ |
| | Expansion Channels | 10 | 10 |
| DC Volts | Sensitivity | 100 nV | 10 nV |
| | Maximum Reading | 1000 V | 1000 V |
| | Basic Accuracy | 0.002% | 0.0018% |
| | Ratio | | • |
| | DC Peak Spikes | | |
| AC Volts (TRMS) | Sensitivity | 100 nV | 100 nV |
| | Maximum Reading | 750 V | 750 V |
| | Basic Accuracy | 0.05% | 0.05% |
| | Bandwidth | 3 Hz-300 kHz | 3 Hz-300 kHz |
| | dB, dBm | • | • |
| | Frequency, Period | • | • |
| | Peak/Avg/RMS | | |
| | AC, AC+DC | | |
| | THD, Harmonics | | |
| | 4V Sine Source | | |
| Ohms (2/4 Wire) | 9V Sine Source | | |
| | Sensitivity | 100 µΩ | 1 µΩ |
| | Maximum Reading | 120 MΩ | 120 MΩ |
| | Basic Accuracy | 0.008 | 0.0032% |
| | Continuity Test | • | • |
| | Diode Test | • | • |
| | Offset Compensation | | • |
| | Dry Circuit | | • |
| | Constant Current | • | • |
| | Open Source Detection | | |
| DC Amps | Sensitivity | 10 nA | 10 nA |
| | Range Span | 10 mA- 3A | 10 mA-3 A |
| | Basic Accuracy | 0.03%% | 0.03% |
| | In Circuit Current | | |
| AC Amps (TRMS) | Sensitivity | 1 µA | 1 µA |
| | Range Span | 1 A-3 A | 1 A- 3A |
| | Basic Accuracy | 0.1% | 0.1% |
| | Bandwidth | 3 Hz-5 kHz | 3 Hz-5 kHz |
| General Features | Interface | GPIO, RS-232 | GPIO, RS-232 |
| | Reading Hold | • | • |
| | Digital I/O | | |
| | Reading Memory | 1024 rdgs | 1024 rdgs |
| | Maximum Speed | 2000 rdgs | 2000 rdgs |
| | Temperature Meas. | T/C | TC, RTD |
| | Language Emulation | 8840/42, 196/199 | 196, 199 |
| | Memory Options | – | – |
| | | | |
| | | 2000-SCAN | 2000-SCAN |
| Compatible Scanner Cards | 2001-SCAN | 2001-TCSCAN | |
| | 2001-TCSCAN | | |

Visit www.keithley.com or call your local office for more information on our other switching solutions (p. 9).

| 2001 | 2002 | 2015, 2015-P | 2016, 2016-P |
|-------------------|-------------------|---------------------|---------------------|
| 7½ | 8½ | 6½ | 6½ |
| 10 | 10 | | |
| 10 nV | 10 nV | 100 nV | 100 nV |
| 1100 V | 1100 V | 1000 V | 1000 V |
| 0.0018% | 0.0006% | 0.002% | 0.002% |
| Option | Option | | |
| | | | |
| 100 nV | 100 nV | 100 nV | 100 nV |
| 775 V (1100 V pk) | 775 V (1100 V pk) | 750 V | 750 V |
| 0.03% | 0.02% | 0.05% | 0.05% |
| 1 Hz-2 MHz | 1 Hz-2 MHz | 3 Hz-300 kHz | 3 Hz-300 kHz |
| • | • | • | • |
| • | • | • | • |
| • | • | | |
| • | • | | |
| | | • | • |
| | | • (2015-P) | • (2016-P) |
| | | • | • |
| 1 µΩ | 100 nΩ | 100 µΩ | 100 µΩ |
| 1 GΩ | 1 GΩ | 120MΩ | 120MΩ |
| 0.0032% | 0.0007% | 0.008% | 0.008% |
| | | | |
| • | • | • | • |
| | | | |
| • | • | • | • |
| | | | |
| | | • | • |
| 10 pA | 10 pA | 10 nA | 10 nA |
| 200 µA-2 A | 200 µA-2 A | 10 mA-3 A | 10 mA-3 A |
| 0.03% | 0.027% | 0.03% | 0.03% |
| • | • | | |
| 100 pA | 100 pA | 1 µA | 1 µA |
| 200 µA-2 A | 200 µA-2 A | 1 A-3 A | 1 A-3 A |
| 0.1% | 0.1% | 0.1% | 0.1% |
| 20 Hz-100 kHz | 20 Hz-100 kHz | 3 Hz-5 kHz | 3 Hz-5 kHz |
| GPIB | GPIB | GPIB, RS-232 | GPIB, RS-232 |
| | | • | • |
| • | • | 2 in/5 out (TTL) | 2 in/5 out (TTL) |
| Opt. to 30,000 | Opt. to 30,000 | 1024 rdgs | 1024 rdgs |
| 2000 rdgs | 2000 rdgs | 2000 rdgs | 2000 rdgs |
| T/C, RTD | T/C, RTD | T/C | T/C |
| | HP 3458 | | |
| MEM1: 32K | MEM1: 32K | – | – |
| MEM2: 128K | MEM2: 128 | | |
| 2000-SCAN | 2000-SCAN | – | – |
| 2001-SCAN | 2001-SCAN | | |
| 2001-TCSCAN | 2001-TCSCAN | | |

Free Keithley Handbooks

New edition of **Low Level Measurements Handbook**

Want a fast refresher on test and measurement or data acquisition techniques? Just ask for a free copy of one of Keithley's popular handbooks on low level measurements, switching, and data acquisition and control. We've just published the 6th Edition of our industry-standard **Low Level Measurements Handbook**, completely updated with the newest instrumentation and techniques. To request your copy of any of our handbooks, call your local sales engineer or visit our website at www.keithley.com.



Check something out of our library

We invite you to visit www.keithley.com to download materials from our library of free literature, including articles, application notes, white papers, online demonstrations, and webcast seminars. For more information on the Integra product family (p. 9), download a copy of "The right choice for high performance and flexibility" from www.keithley.com or request a printed copy.

Need somebody to talk to?

There's a Keithley applications engineer ready with advice on configuring your test and measurement system. Call us toll free at 1-888-KEITHLEY (534-8453) (US only) or call your local Keithley sales office and ask to speak with one of our low level instrumentation specialists.



Specifications are subject to change without notice.

All Keithley trademarks and trade names are the property of Keithley Instruments, Inc.
All other trademarks and trade names are the property of their respective companies.

KEITHLEY

A G R E A T E R M E A S U R E O F C O N F I D E N C E

Keithley Instruments, Inc.

Corporate Headquarters • 28775 Aurora Road • Cleveland, Ohio 44139 • 440-248-0400 • Fax: 440-248-6168 • 1-888-KEITHLEY (534-8453) • www.keithley.com

Belgium: Sint-Pieters-Leeuw • 02-363 00 40 • Fax: 02-363 00 64 • www.keithley.nl

China: Beijing • 8610-82251886 • Fax: 8610-82251892 • www.keithley.com.cn

Finland: Helsinki • 09-5306-6560 • Fax: 09-5306-6565 • www.keithley.com

France: Palaiseau Cédex • 01-64 53 20 20 • Fax: 01-60 11 77 26 • www.keithley.fr

Germany: Germering • 089/84 93 07-40 • Fax: 089/84 93 07-34 • www.keithley.de

Great Britain: Theale • 0118 929 7500 • Fax: 0118 929 7519 • www.keithley.co.uk

India: Bangalore • 080 212 8027 • Fax: 080 212 8005 • www.keithley.com

Italy: Milano • 02-48 39 16 01 • Fax: 02-48 30 22 74 • www.keithley.it

Japan: Tokyo • 81-3-5733-7555 • Fax: 81-3-5733-7556 • www.keithley.jp

Korea: Seoul • 82-2-574-7778 • Fax: 82-2-574-7838 • www.keithley.com

Netherlands: Gorinchem • 0183-635333 • Fax: 0183-630821 • www.keithley.nl

Singapore: Singapore • 65-6747-9077 • Fax: 65-6747-2991 • www.keithley.com

Sweden: Solna • 08-509 04 600 • Fax: 08-655 26 10 • www.keithley.com

Taiwan: Hsinchu • 886-3-572-9077 • Fax: 886-3-572-9031 • www.keithley.com.tw