

RIGOL



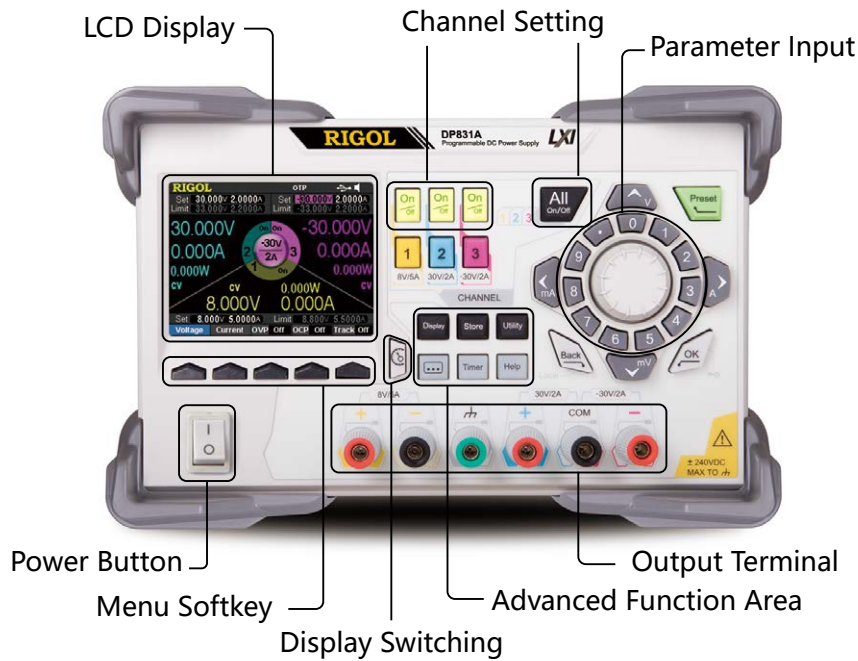
DP800 Series Programmable Linear DC Power Supply

- DP832A/DP832: 3 outputs, 30V/3A || 30V/3A, 5V/3A, total power up to 195W
- DP831A/DP831: 3 outputs, 8V/5A || 30V/2A, -30V/2A, total power up to 160W
- DP822A/DP822: 2 outputs, 20V/5A || 5V/16A, with remote Sense, total power up to 180W
- DP821A/DP821: 2 outputs, 60V/1A || 8V/10A, with remote Sense, total power up to 140W
- DP813A/DP813: 1 output, 8V/20A (Low Range), 20V/10A (High Range), with remote Sense, total power up to 200W
- DP811A/DP811: 1 output, 20V/10A (Low Range), 40V/5A (High Range), with remote Sense, total power up to 200W
- Low ripple and noise:
DP832A/DP832/DP831A/DP831/DP822A/DP822/DP821A/DP821: <350uVrms/2mVpp
DP813A/DP813/DP811A/DP811: <350uVrms/3mVpp
- Excellent linear regulation rate and load regulation rate
- Fast transient response time: <50µs
- Some channels are isolated
- Standard OVP/OCV/OTP protection functions
- Standard timing output
- Built-in V,A,W measurements and waveform display
- Independent control for each channel
- Support more advanced functions: timer and delay output(standard), recorder/analyzer/monitor/trigger(standard for "+A" models and optional for other models)
- 3.5-inch TFT display
- Various interfaces: USB Host&Device(standard), USB-GPIB (optional), LAN/RS232/Digital IO(standard for "+A" models and optional for other models)

Design Features

► Wide-screen Display, User-friendly Interface, Easy Operation

Observable Clean Stable Reliable Affordable



► Complete Connectivity

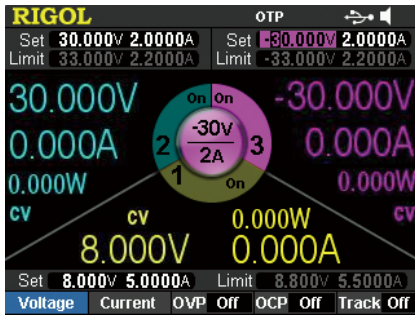


Product Dimensions: Width × Height × Depth = 239mm x 157mm x 418mm
Weight: 9.75kg (DP831A)

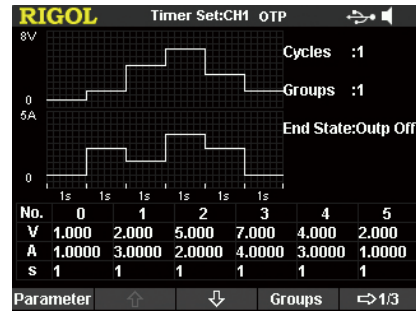
► Typical Applications

- R&D lab general purpose testing
- Quality control and assessment
- Pure power for RF/MW circuits or components
- Power supply for automobile electronic circuit test
- Production automation testing
- Device or circuit characteristic verification and troubleshooting
- Educational experiment

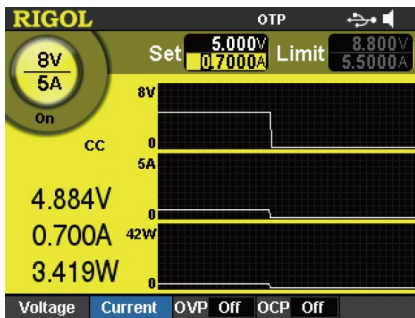
► Intuitive User Interface



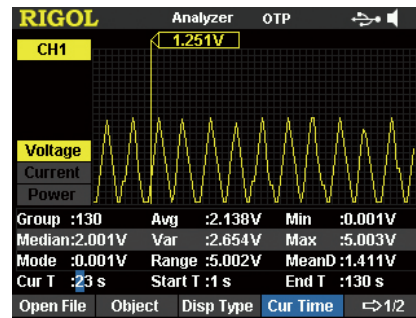
DP831A GUI



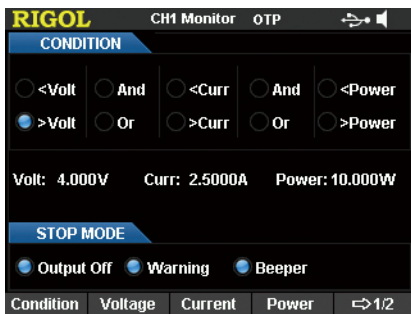
Timing Output Setting



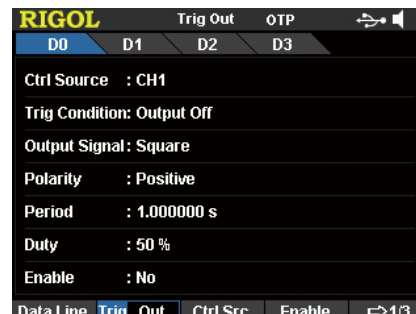
V/A/W Waveform Display



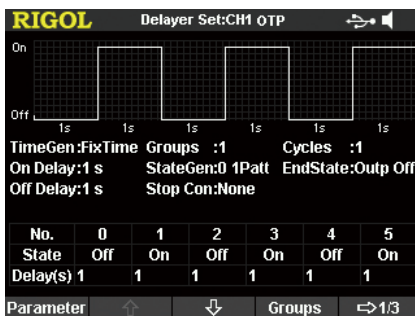
Output Analysis



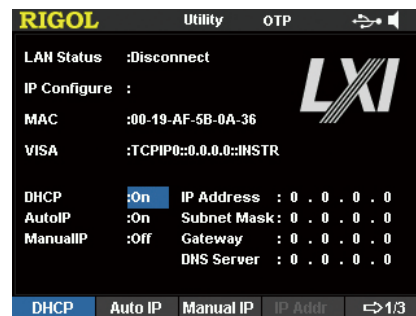
Output Monitor Setting



Trigger In/Out



Output On/Off Delay



LAN Setting

► Specifications

All the specifications are guaranteed when the instrument has been working for more than 30 minutes under the specified operation temperature. Unless otherwise noted, the specifications are applicable to all the channels of the specified model.

DP832A/DP831A/DP822A/DP821A/DP813A/DP811A Specifications

| Model | Number of Channels |
|--------|-----------------------|
| DP832A | 3 |
| DP831A | 3 |
| DP822A | 2 |
| DP821A | 2 |
| DP813A | 1 (two output ranges) |
| DP811A | 1 (two output ranges) |

| DC Output (0°C to 40°C) | | | |
|--------------------------|--------|-------------------|----------------------------|
| Channel (Range) | | Voltage/Current | OVP/OCP |
| DP832A | CH1 | 0 to 30V/0 to 3A | 1mV to 33V/1mA to 3.3A |
| | CH2 | 0 to 30V/0 to 3A | 1mV to 33V/1mA to 3.3A |
| | CH3 | 0 to 5V/0 to 3A | 1mV to 5.5V/1mA to 3.3A |
| DP831A | CH1 | 0 to 8V/0 to 5A | 1mV to 8.8V/0.1mA to 5.5A |
| | CH2 | 0 to 30V/0 to 2A | 1mV to 33V/0.1mA to 2.2A |
| | CH3 | 0 to -30V/0 to 2A | -1mV to -33V/0.1mA to 2.2A |
| DP822A | CH1 | 0 to 20V/0 to 5A | 1mV to 22V/1mA to 5.5A |
| | CH2 | 0 to 5V/0 to 16A | 1mV to 5.5V/1mA to 16.8A |
| DP821A | CH1 | 0 to 60V/0 to 1A | 1mV to 66V/0.1mA to 1.1A |
| | CH2 | 0 to 8V/0 to 10A | 1mV to 8.8V/1mA to 11A |
| DP813A | Range1 | 0 to 8V/0 to 20A | 1mV to 8.8V/1mA to 22A |
| | Range2 | 0 to 20V/0 to 10A | 1mV to 22V/1mA to 11A |
| DP811A | Range1 | 0 to 20V/0 to 10A | 1mV to 22V/0.1mA to 11A |
| | Range2 | 0 to 40V/0 to 5A | 1mV to 44V/0.1mA to 5.5A |

| Load Regulation Rate, ± (Output Percentage + Offset) | |
|--|----------------|
| Voltage | <0.01% + 2mV |
| Current | <0.01% + 250µA |

| Linear Regulation Rate, ± (Output Percentage + Offset) | |
|--|----------------|
| Voltage | <0.01% + 2mV |
| Current | <0.01% + 250µA |

| Ripples and Noise (20Hz to 20MHz) | |
|-----------------------------------|--|
| Normal Mode Voltage | DP832A/DP831A/DP822A/DP821A: <350µVrms/2mVpp DP813A/DP811A: <350µVrms/3mVpp |
| Normal Mode Current | <2mArms |

| Annual Accuracy ^[1] (25°C ± 5°C) , ± (Output Percentage + Offset) | | | | | |
|--|-----|--------------|-------------|--------------|--------------|
| Channel | | Programming | | Readback | |
| | | Voltage | Current | Voltage | Current |
| DP832A | CH1 | 0.05% + 20mV | 0.2% + 5mA | 0.05% + 10mV | 0.15% + 5mA |
| | CH2 | 0.05% + 20mV | 0.2% + 5mA | 0.05% + 10mV | 0.15% + 5mA |
| | CH3 | 0.1% + 5mV | 0.2% + 5mA | 0.1% + 5mV | 0.15% + 5mA |
| DP831A | CH1 | 0.1% + 5mV | 0.2% + 10mA | 0.1% + 5mV | 0.2% + 10mA |
| | CH2 | 0.05% + 20mV | 0.2% + 5mA | 0.05% + 10mV | 0.1% + 5mA |
| | CH3 | 0.05% + 20mV | 0.2% + 5mA | 0.05% + 10mV | 0.1% + 5mA |
| DP822A | CH1 | 0.1% + 25mV | 0.2% + 10mA | 0.1% + 25mV | 0.15% + 10mA |
| | CH2 | 0.05% + 10mV | 0.2% + 10mA | 0.05% + 5mV | 0.15% + 10mA |

| | | | | | |
|--------|------------|-----------------------------|----------------------------|----------------------------|------------------------------|
| DP821A | CH1 CH2 | 0.1% + 25mV 0.05% + 10mV | 0.2% + 10mA 0.2% + 10mA | 0.1% + 25mV 0.05% + 5mV | 0.15% + 10mA 0.15% + 10mA |
| DP813A | CH1 | 0.05% + 10mV | 0.1% + 10mA | 0.05% + 10mV | 0.1% + 10mA |
| DP811A | CH1 | 0.05% + 10mV | 0.1% + 10mA | 0.05% + 10mV | 0.1% + 10mA |

Resolution

| Channel | | Programming | | Readback | | Display | |
|---------|-----|-------------|---------|----------|---------|---------|---------|
| | | Voltage | Current | Voltage | Current | Voltage | Current |
| DP832A | CH1 | 1mV | 1mA | 0.1mV | 0.1mA | 1mV | 1mA |
| | CH2 | 1mV | 1mA | 0.1mV | 0.1mA | 1mV | 1mA |
| | CH3 | 1mV | 1mA | 0.1mV | 0.1mA | 1mV | 1mA |
| DP831A | CH1 | 1mV | 0.3mA | 0.1mV | 0.1mA | 1mV | 1mA |
| | CH2 | 1mV | 0.1mA | 0.1mV | 0.1mA | 1mV | 1mA |
| | CH3 | 1mV | 0.1mA | 0.1mV | 0.1mA | 1mV | 1mA |
| DP822A | CH1 | 1mV | 1mA | 1mV | 0.1mA | 1mV | 0.1mA |
| | CH2 | 1mV | 1mA | 1mV | 1mA | 1mV | 1mA |
| DP821A | CH1 | 1mV | 0.1mA | 1mV | 0.1mA | 1mV | 0.1mA |
| | CH2 | 1mV | 1mA | 1mV | 1mA | 1mV | 1mA |
| DP813A | CH1 | 1mV | 1mA | 1mV | 1mA | 1mV | 1mA |
| DP811A | CH1 | 1mV | 0.5mA | 0.1mV | 0.1mA | 1mV | 1mA |

Transient Response Time

Less than 50µs for output voltage to recover to within 15mV following a change in output current from full load to half load or vice versa.

Command Processing Time^[2]

<118ms

OVP/OCP

Accuracy, ± (Output Percentage + Offset) 0.5% + 0.5V/0.5% + 0.5A

Voltage Programming Control Speed (1% within the total variation range)

| Channel | | Rise | | Fall | |
|---------|-----|-----------|---------|-----------|---------|
| | | Full Load | No Load | Full Load | No Load |
| DP832A | CH1 | <50ms | <33ms | <46ms | <400ms |
| | CH2 | <50ms | <38ms | <46ms | <400ms |
| | CH3 | <15ms | <14ms | <24ms | <100ms |
| DP831A | CH1 | <18ms | <17ms | <20ms | <200ms |
| | CH2 | <33ms | <36ms | <44ms | <400ms |
| | CH3 | <35ms | <42ms | <45ms | <400ms |
| DP822A | CH1 | <30ms | <30ms | <30ms | <1000ms |
| | CH2 | <15ms | <15ms | <15ms | <250ms |
| DP821A | CH1 | <110ms | <30ms | <110ms | <800ms |
| | CH2 | <15ms | <15ms | <20ms | <400ms |
| DP813A | CH1 | <30ms | <30ms | <20ms | <1500ms |
| DP811A | CH1 | <45ms | <42ms | <51ms | <1089ms |

Temperature Coefficient per °C, (Output Percentage + Offset)

| Channel | | Voltage | Current |
|---------|-----|-------------|-------------|
| DP832A | CH1 | 0.01% + 5mV | 0.01% + 2mA |
| | CH2 | 0.01% + 5mV | 0.01% + 2mA |
| | CH3 | 0.01% + 2mV | 0.01% + 2mA |
| DP831A | CH1 | 0.01% + 2mV | 0.02% + 3mA |
| | CH2 | 0.01% + 2mV | 0.02% + 3mA |
| | CH3 | 0.01% + 2mV | 0.02% + 3mA |
| DP822A | CH1 | 0.01% + 3mV | 0.02% + 3mA |
| | CH2 | 0.01% + 3mV | 0.02% + 3mA |
| DP821A | CH1 | 0.01% + 3mV | 0.02% + 3mA |
| | CH2 | 0.01% + 3mV | 0.02% + 3mA |
| DP813A | CH1 | 0.01% + 3mV | 0.02% + 3mA |
| DP811A | CH1 | 0.01% + 3mV | 0.02% + 3mA |

| Stability ^[3] , ± (Output Percentage + Offset) | | | |
|---|-----|-------------|-------------|
| Channel | | Voltage | Current |
| DP832A | CH1 | 0.02% + 2mV | 0.05% + 2mA |
| | CH2 | 0.02% + 2mV | 0.05% + 2mA |
| | CH3 | 0.01% + 1mV | 0.05% + 2mA |
| DP831A | CH1 | 0.03% + 1mV | 0.1% + 3mA |
| | CH2 | 0.02% + 2mV | 0.05% + 1mA |
| | CH3 | 0.02% + 2mV | 0.05% + 1mA |
| DP822A | CH1 | 0.02% + 1mV | 0.1% + 1mA |
| | CH2 | 0.02% + 1mV | 0.1% + 1mA |
| DP821A | CH1 | 0.02% + 1mV | 0.1% + 1mA |
| | CH2 | 0.02% + 1mV | 0.1% + 1mA |
| DP813A | CH1 | 0.02% + 1mV | 0.1% + 2mA |
| DP811A | CH1 | 0.02% + 1mV | 0.1% + 1mA |

Mechanical

| | |
|------------|--|
| Dimensions | 239mm(W) x 157mm(H) x 418mm(D) |
| Weight | DP832A: 10.5kg DP831A: 9.75kg DP822A: 10.5kg DP821A: 10.0kg DP813A: 10.5kg DP811A: 10.3kg |

Power

| | |
|-------------------------|--|
| AC Input (50Hz to 60Hz) | 100Vac ± 10%, 115Vac ± 10%, 230Vac ± 10% (maximum 250Vac) |
| Maximum Input Power | DP832A: 521VA DP831A: 416VA DP822A: 500VA DP821A: 450VA DP813A: 510VA DP811A: 503VA |

I/O

| | |
|-----------------------|--|
| USB DEVICE | 1 |
| USB HOST | 1 |
| LAN | 1 |
| RS232 | 1 |
| Digital IO | 1 |
| USB-GPIB | 1 (Option, extend a GPIB interface using the USB-GPIB interface converter) |
| Rear Output Interface | 1 (DP813A/DP811A) |

Environment

| | |
|---------------------|-----------------------------|
| Cooling Method | Fan Cooling |
| Working Temperature | 0°C to 40°C |
| Storage Temperature | -40°C to 70°C |
| Humidity | 5% to 80% relative humidity |
| Altitude | Below 1,500m |

Regulation Standards

| | |
|-------------------------------|---|
| Electromagnetic Compatibility | Compliant with EMC Directive (2014/30/EU) EN IEC 61326-1:2021 BS EN IEC 61326-1:2021 |
| Safety | EN 61010-1:2010+A1:2019 BS EN 61010-1:2010+A1 IEC 61010-1:2010+A1 UL 61010-1:2012 R7.19 CAN/CSA-C22.2 NO. 61010-1-12 + G11 + G12 (R2017) + A1 |

Note^[1]: The accuracy parameters are acquired via calibration under 25°C after 1-hour warm-up.

Note^[2]: The maximum time required for the output to change accordingly after receiving the APPLy and SOURce commands.

Note^[3]: The variation of the output within 8 hours after 30-minute warm-up when the load circuit and environment temperature are constant.

DP832/DP831/DP822/DP821/DP813/DP811 Specifications

| Model | Number of Channels |
|-------|-----------------------|
| DP832 | 3 |
| DP831 | 3 |
| DP822 | 2 |
| DP821 | 2 |
| DP813 | 1 (two output ranges) |
| DP811 | 1 (two output ranges) |

| DC Output (0°C to 40°C) | | | |
|--------------------------|--------|-------------------|---------------------------|
| Channel (Range) | | Voltage/Current | OVP/OCP |
| DP832 | CH1 | 0 to 30V/0 to 3A | 10mV to 33V/1mA to 3.3A |
| | CH2 | 0 to 30V/0 to 3A | 10mV to 33V/1mA to 3.3A |
| | CH3 | 0 to 5V/0 to 3A | 10mV to 5.5V/1mA to 3.3A |
| DP831 | CH1 | 0 to 8V/0 to 5A | 10mV to 8.8V/1mA to 5.5A |
| | CH2 | 0 to 30V/0 to 2A | 10mV to 33V/1mA to 2.2A |
| | CH3 | 0 to -30V/0 to 2A | -10mV to -33V/1mA to 2.2A |
| DP822 | CH1 | 0 to 20V/0 to 5A | 10mV to 22V/1mA to 5.5A |
| | CH2 | 0 to 5V/0 to 16A | 10mV to 5.5V/1mA to 16.8A |
| DP821 | CH1 | 0 to 60V/0 to 1A | 10mV to 66V/10mA to 1.1A |
| | CH2 | 0 to 8V/0 to 10A | 10mV to 8.8V/10mA to 11A |
| DP813 | Range1 | 0 to 8V/0 to 20A | 10mV to 8.8V/10mA to 23A |
| | Range2 | 0 to 20V/0 to 10A | 10mV to 22V/10mA to 11A |
| DP811 | Range1 | 0 to 20V/0 to 10A | 10mV to 22V/10mA to 11A |
| | Range2 | 0 to 40V/0 to 5A | 10mV to 44V/10mA to 5.5A |

| Load Regulation Rate, ± (Output Percentage + Offset) | |
|--|----------------|
| Voltage | <0.01% + 2mV |
| Current | <0.01% + 250µA |

| Linear Regulation Rate, ± (Output Percentage + Offset) | |
|--|----------------|
| Voltage | <0.01% + 2mV |
| Current | <0.01% + 250µA |

| Ripples and Noise (20Hz to 20MHz) | |
|-----------------------------------|--|
| Normal Mode Voltage | DP832/DP831/DP822/DP821: <350µVrms/2mVpp DP813/DP811: <350µVrms/3mVpp |
| Normal Mode Current | <2mArms |

| Annual Accuracy ^[1] (25°C ± 5°C), ± (Output Percentage + Offset) | | | | | |
|--|-----|--------------|-------------|--------------|--------------|
| Channel | | Programming | | Readback | |
| | | Voltage | Current | Voltage | Current |
| DP832 | CH1 | 0.05% + 20mV | 0.2% + 5mA | 0.05% + 10mV | 0.15% + 5mA |
| | CH2 | 0.05% + 20mV | 0.2% + 5mA | 0.05% + 10mV | 0.15% + 5mA |
| | CH3 | 0.1% + 5mV | 0.2% + 5mA | 0.1% + 5mV | 0.15% + 5mA |
| DP831 | CH1 | 0.1% + 5mV | 0.2% + 10mA | 0.1% + 5mV | 0.2% + 10mA |
| | CH2 | 0.05% + 20mV | 0.2% + 5mA | 0.05% + 10mV | 0.1% + 5mA |
| | CH3 | 0.05% + 20mV | 0.2% + 5mA | 0.05% + 10mV | 0.1% + 5mA |
| DP822 | CH1 | 0.1% + 25mV | 0.2% + 10mA | 0.1% + 25mV | 0.15% + 10mA |
| | CH2 | 0.05% + 10mV | 0.2% + 10mA | 0.05% + 5mV | 0.15% + 10mA |
| DP821 | CH1 | 0.1% + 25mV | 0.2% + 10mA | 0.1% + 25mV | 0.15% + 10mA |
| | CH2 | 0.05% + 10mV | 0.2% + 10mA | 0.05% + 5mV | 0.15% + 10mA |
| DP813 | CH1 | 0.05% + 10mV | 0.1% + 10mA | 0.05% + 10mV | 0.1% + 10mA |
| DP811 | CH1 | 0.05% + 10mV | 0.1% + 10mA | 0.05% + 10mV | 0.1% + 10mA |

| Resolution | | | | | | | | |
|------------|---------------------------------|-------------------|----------------------|-------------------------|-------------------------|-------------------------|----------------------|----------------------|
| Channel | | | Programming | | Readback | | Display | |
| | | | Voltage | Current | Voltage | Current | Voltage | Current |
| DP832 | Standard | CH1 CH2 CH3 | 10mV 10mV 10mV | 1mA 1mA 1mA | 10mV 10mV 10mV | 1mA 1mA 1mA | 10mV 10mV 10mV | 10mA 10mA 10mA |
| | With the high-resolution option | CH1 CH2 CH3 | 1mV 1mV 1mV | 1mA 1mA 1mA | 0.1mV 0.1mV 0.1mV | 0.1mA 0.1mA 0.1mA | 1mV 1mV 1mV | 1mA 1mA 1mA |
| DP831 | Standard | CH1 CH2 CH3 | 1mV 10mV 10mV | 1mA 1mA 1mA | 1mV 1mV 1mV | 1mA 1mA 1mA | 10mV 10mV 10mV | 10mA 10mA 10mA |
| | With the high-resolution option | CH1 CH2 CH3 | 1mV 1mV 1mV | 0.3mA 0.1mA 0.1mA | 0.1mV 0.1mV 0.1mV | 0.1mA 0.1mA 0.1mA | 1mV 1mV 1mV | 1mA 1mA 1mA |
| DP822 | Standard | CH1 CH2 | 10mV 10mV | 10mA 10mA | 10mV 10mV | 1mA 10mA | 10mV 10mV | 10mA 10mA |
| | With the high-resolution option | CH1 CH2 | 1mV 1mV | 1mA 1mA | 1mV 1mV | 0.1mA 1mA | 1mV 1mV | 0.1mA 1mA |
| DP821 | Standard | CH1 CH2 | 10mV 10mV | 1mA 10mA | 10mV 10mV | 1mA 10mA | 10mV 10mV | 1mA 10mA |
| | With the high-resolution option | CH1 CH2 | 1mV 1mV | 0.1mA 1mA | 1mV 1mV | 0.1mA 1mA | 1mV 1mV | 0.1mA 1mA |
| DP813 | Standard | CH1 | 10mV | 10mA | 10mV | 10mA | 10mV | 10mA |
| | With the high-resolution option | CH1 | 1mV | 1mA | 1mV | 1mA | 1mV | 1mA |
| DP811 | Standard | CH1 | 10mV | 10mA | 1mV | 1mA | 10mV | 10mA |
| | With the high-resolution option | CH1 | 1mV | 0.5mA | 0.1mV | 0.1mA | 1mV | 1mA |

Transient Response Time

Less than 50µs for output voltage to recover to within 15mV following a change in output current from full load to half load or vice versa.

Command Processing Time ^[2]

<118ms

OVP/OCP

Accuracy, ± (Output Percentage + Offset) | 0.5% + 0.5V/0.5% + 0.5A

Voltage Programming Control Speed (1% within the total variation range)

| Channel | | Rise | | Fall | |
|---------|-----|-----------|---------|-----------|---------|
| | | Full Load | No Load | Full Load | No Load |
| DP832 | CH1 | <50ms | <33ms | <46ms | <400ms |
| | CH2 | <50ms | <38ms | <46ms | <400ms |
| | CH3 | <15ms | <14ms | <24ms | <100ms |
| DP831 | CH1 | <18ms | <17ms | <20ms | <200ms |
| | CH2 | <33ms | <36ms | <44ms | <400ms |
| | CH3 | <35ms | <42ms | <45ms | <400ms |
| DP822 | CH1 | <30ms | <30ms | <30ms | <1000ms |
| | CH2 | <15ms | <15ms | <15ms | <250ms |
| DP821 | CH1 | <110ms | <30ms | <110ms | <800ms |
| | CH2 | <15ms | <15ms | <20ms | <400ms |
| DP813 | CH1 | <30ms | <30ms | <20ms | <1500ms |
| DP811 | CH1 | <45ms | <42ms | <51ms | <1089ms |

| Temperature Coefficient per °C (Output Percentage + Offset) | | | |
|---|-----|-------------|-------------|
| Channel | | Voltage | Current |
| DP832 | CH1 | 0.01% + 5mV | 0.01% + 2mA |
| | CH2 | 0.01% + 5mV | 0.01% + 2mA |
| | CH3 | 0.01% + 2mV | 0.01% + 2mA |
| DP831 | CH1 | 0.01% + 2mV | 0.02% + 3mA |
| | CH2 | 0.01% + 2mV | 0.02% + 3mA |
| | CH3 | 0.01% + 2mV | 0.02% + 3mA |
| DP822 | CH1 | 0.01% + 3mV | 0.02% + 3mA |
| | CH2 | 0.01% + 3mV | 0.02% + 3mA |
| DP821 | CH1 | 0.01% + 3mV | 0.02% + 3mA |
| | CH2 | 0.01% + 3mV | 0.02% + 3mA |
| DP813 | CH1 | 0.01% + 3mV | 0.02% + 3mA |
| DP811 | CH1 | 0.01% + 3mV | 0.02% + 3mA |

| Stability ^[3] , ± (Output Percentage + Offset) | | | |
|---|-----|-------------|-------------|
| Channel | | Voltage | Current |
| DP832 | CH1 | 0.02% + 2mV | 0.05% + 2mA |
| | CH2 | 0.02% + 2mV | 0.05% + 2mA |
| | CH3 | 0.01% + 1mV | 0.05% + 2mA |
| DP831 | CH1 | 0.03% + 1mV | 0.1% + 3mA |
| | CH2 | 0.02% + 2mV | 0.05% + 1mA |
| | CH3 | 0.02% + 2mV | 0.05% + 1mA |
| DP822 | CH1 | 0.02% + 1mV | 0.1% + 1mA |
| | CH2 | 0.02% + 1mV | 0.1% + 1mA |
| DP821 | CH1 | 0.02% + 1mV | 0.1% + 1mA |
| | CH2 | 0.02% + 1mV | 0.1% + 1mA |
| DP813 | CH1 | 0.02% + 1mV | 0.1% + 2mA |
| DP811 | CH1 | 0.02% + 1mV | 0.1% + 1mA |

| Mechanical | |
|------------|--|
| Dimensions | 239mm(W) x 157mm(H) x 418mm(D) |
| Weight | DP832: 10.5kg DP831: 9.75kg DP822: 10.5kg DP821: 10.0kg DP813: 10.5kg DP811: 10.3kg |

| Power | |
|-------------------------|--|
| AC Input (50Hz-60Hz) | 100Vac ± 10%, 115Vac ± 10%, 230Vac ± 10% (maximum 250Vac) |
| Maximum Power | DP832: 521VA DP831: 416VA DP822: 500VA DP821: 450VA DP813: 503VA DP811: 503VA |

| I/O | |
|-----------------------|--|
| USB DEVICE | 1 |
| USB HOST | 1 |
| LAN | 1 (Option) |
| RS232 | 1 (Option) |
| Digital IO | 1 (Option) |
| USB-GPIB | 1 (Option, extend a GPIB interface using the USB-GPIB interface converter) |
| Rear Output Interface | 1 (DP813/DP811) |

| Environment | |
|---------------------|-----------------------------|
| Cooling Method | Fan Cooling |
| Working Temperature | 0°C to 40°C |
| Storage Temperature | -40°C to 70°C |
| Humidity | 5% to 80% relative humidity |
| Altitude | Below 1500m |

| Regulation Standards | |
|-------------------------------|---|
| Electromagnetic Compatibility | Compliant with EMC Directive (2014/30/EU) EN IEC 61326-1:2021 BS EN IEC 61326-1:2021 |
| Safety | EN 61010-1:2010+A1:2019 BS EN 61010-1:2010+A1 IEC 61010-1:2010+A1 UL 61010-1:2012 R7.19 CAN/CSA-C22.2 NO. 61010-1-12 + GI1 + GI2 (R2017) + A1 |

Note^[1]: The accuracy parameters are acquired via calibration under 25°C after 1-hour warm-up.

Note^[2]: The maximum time required for the output to change accordingly after receiving the APPLy and SOURce commands.

Note^[3]: The variation of the output within 8 hours after 30-minute warm-up when the load circuit and environment temperature are constant.

► Ordering Information

| | Description | Order NO. |
|--------------------------------|--|----------------------------|
| Models | Programmable Linear DC Power Supply (Three-channel) | DP832A |
| | Programmable Linear DC Power Supply (Three-channel) | DP832 |
| | Programmable Linear DC Power Supply (Three-channel) | DP831A |
| | Programmable Linear DC Power Supply (Three-channel) | DP831 |
| | Programmable Linear DC Power Supply (Dual-channel) | DP822A |
| | Programmable Linear DC Power Supply (Dual-channel) | DP822 |
| | Programmable Linear DC Power Supply (Dual-channel) | DP821A |
| | Programmable Linear DC Power Supply (Dual-channel) | DP821 |
| | Programmable Linear DC Power Supply (Single-channel) | DP813A |
| | Programmable Linear DC Power Supply (Single-channel) | DP813 |
| | Programmable Linear DC Power Supply (Single-channel) | DP811A |
| | Programmable Linear DC Power Supply (Single-channel) | DP811 |
| Standard Accessories | Power Cord | -- |
| | USB Cable | CB-USBA-USBB-FF-150 |
| | Fuse 50T-032H 250V 3.15A (DP832A/DP832/DP822A/DP822/DP813A/DP813/DP811A/DP811) Fuse 50T-025H 250V 2.5A (DP831A/DP831/DP821A/DP821) | -- |
| | Short-circuit Equipment (DP822A/DP822/DP821A/DP821/DP813A/DP813/DP811A/DP811) | -- |
| | Digital I/O Interface Connecting Terminal | Terminal-Digital I/O-DP800 |
| Optional Accessories | Provide high-resolution setting (for DP832/DP831/DP822/DP821/DP813/DP811; for the other models, this is a standard accessory) | HIRES-DP800 |
| | Provide 4 trigger input and output channels (for DP832/DP831/DP822/DP821/DP813/DP811; for the other models, this is a standard accessory) | DIGITALIO-DP800 |
| | Provide on-line monitor and analysis functions (for DP832/DP831/DP822/DP821/DP813/DP811; for the other models, this is a standard accessory) | AFK-DP800 |
| | Provide RS232 and LAN communication interfaces (for DP832/DP831/DP822/DP821/DP813/DP811; for the other models, this is a standard accessory) | INTERFACE-DP800 |
| | USB to GPIB Interface Converter | USB-GPIB |
| | DP800 Series Rack Mount Kit (Single Instrument) | RM-1-DP800 |
| | DP800 Series Rack Mount Kit (Two Instruments) | RM-2-DP800 |
| | DP800 Series Red Safety Plug | SPR-DP800 |
| | DP800 Series Black Safety Plug | SPB-DP800 |
| DP800 Series Green Safety Plug | SPG-DP800 | |

Warranty


Three-year warranty, excluding accessories.

Boost Smart World and Technology Innovation


Industrial Intelligent
Manufacturing



Semiconductors




Education &
Research




Communication

System Integration



New Energy



- 5G Cellular-5G/WIFI
- UWB/RFID/ ZIGBEE
- Digital Bus/Ethernet
- Optical Communication

- Digital/Analog/RF Chip
- Memory and MCU Chip
- Third-Generation Semiconductor
- Solar Photovoltaic Cells

- New Energy Automobile
- PV/Inverter
- Power Test
- Automotive Electronics

Provide Testing and Measuring Products
and Solutions for Industry Customers

HEADQUARTER

RIGOL TECHNOLOGIES CO., LTD.
No.8 Keling Road, New District,
Suzhou, JiangSu, P.R.China
Tel: +86-400620002
Email: info-cn@rigol.com

JAPAN

RIGOL JAPAN CO., LTD.
5F, 3-45-6, Minamiotsuka, Toshima-Ku,
Tokyo, 170-0005, Japan
Tel: +81-3-6262-8932
Fax: +81-3-6262-8933
Email: info.jp@rigol.com

EUROPE

RIGOL TECHNOLOGIES EU GmbH
Carl-Benz-Str.11
82205 Gilching
Germany
Tel: +49(0)8105-27292-0
Email: info-europe@rigol.com

KOREA

RIGOL KOREA CO., LTD.
5F, 222, Gonghang-daero,
Gangseo-gu, Seoul, Republic of Korea
Tel: +82-2-6953-4466
Fax: +82-2-6953-4422
Email: info.kr@rigol.com

NORTH AMERICA

RIGOL TECHNOLOGIES, USA INC.
10220 SW Nimbus Ave.
Suite K-7
Portland, OR 97223
Tel: +1-877-4-RIGOL-1
Email: sales@rigol.com

For Assistance in Other Countries

Email: info.int@rigol.com

RIGOL® is the trademark of **RIGOL TECHNOLOGIES CO., LTD.** Product information in this document is subject to update without notice. For the latest information about **RIGOL's** products, applications and services, please contact local **RIGOL** channel partners or access **RIGOL** official website: www.rigol.com

DSH03108-1110-202505